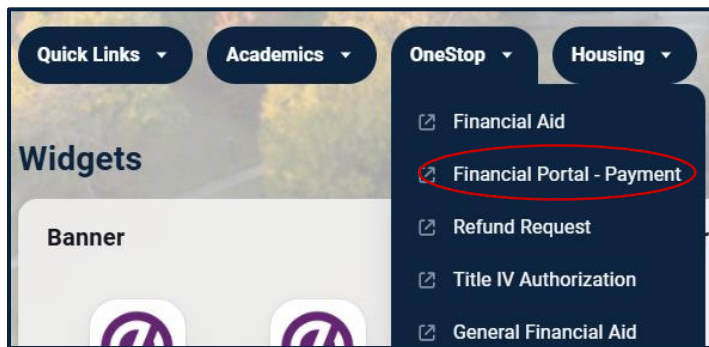
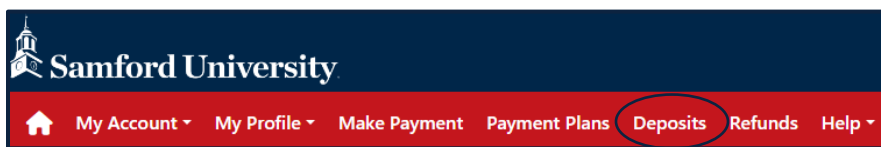


Directions for Paying an Online Seat Deposit

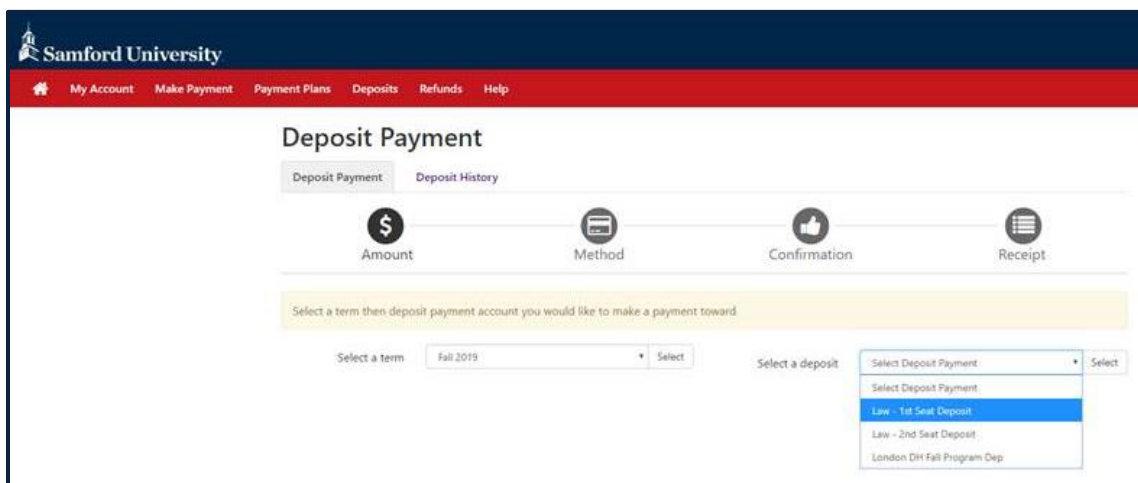
1. Login to mySamford at <https://my.samford.edu> using your Samford email address. *The password is the same password used to access your Samford email.*
2. Once you are logged in to mySamford, click on the **One Stop** tab and select the **Financial Portal - Payment**.



3. In the Financial Portal, select the **“Deposits”** tab in the red banner at the top of the page.



4. Select the **“Fall 2025”** term in the drop-down box (Deposit deadlines are in your admission letter.)
5. Select **“Law - 1st Seat Deposit”** to pay the **first** tuition deposit of \$250.
OR
Select **“Law - 2nd Seat Deposit”** to pay the **second** tuition deposit of \$500.



6. If the school term and amount are correct, select **“Continue.”**
7. Select payment method and continue with payment steps.

Once your seat deposits are received and processed, Cumberland’s Office of Admission will update your status as a deposited student. Please keep in mind that admitted students who do not pay their seat deposits by the deadlines (specified in admission letter) will forfeit their seat in the Class of 2028. If you have any questions or concerns, feel free to contact the Office of Admission at 205-726-2702 or lawadm@samford.edu. Thank you.