


Graphic Design

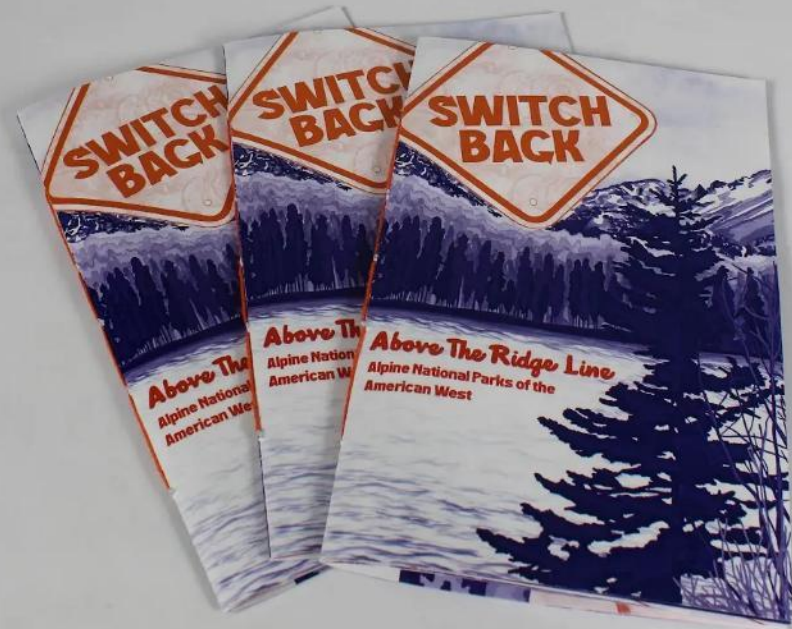


Forward Is a Pace
Lauren Mayhew
Photoshop Poster
15 x 24 inches
Typography



A Couple Minutes by Olivia Dean
CD Packaging
Dani Reeves
Colored pencil scanned digitally then printed
into physical media
5.492 x 4.941 inches
Production for Print /Digital





National Park Zine
Emily Coburn
Digital print, saddle-stitched zine
5 x 8 inches
GD: Advanced Visual Systems



“Swan” CD Packaging
Hope Presley
Paper
10x18 inches board,
2x3 inches bag,
¾ x 3 inches tube
Branding




Venice

Jacob Barton

Digital Drawing - Continuous Line
Drawing

Currently is printed on 12x18 paper,
but can be majorly upscaled.

Illustration



unwind
releasing tension with crochet

SELECT A PATTERN
Patterns can be found online, both free and for a small fee. Most are labeled with a difficulty level and yarn recommendation.

PICK A YARN

synthetic fibers: less expensive, acrylic (soft & simple), nylon (strong & light)
natural fibers: more expensive, animal based (wool & elastic), plant based (cotton & durable)

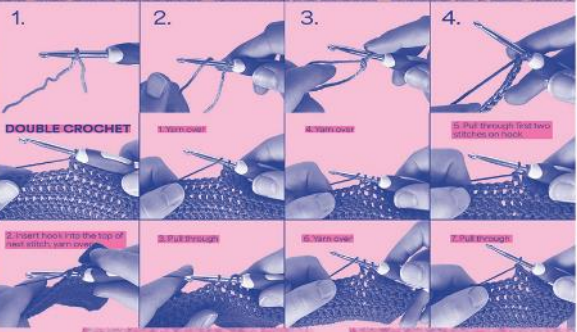
CROCHET:
needlework consisting of the interlocking of looped stitches formed with a single thread and a hooked needle.

hooked on a feeling
metal, wood, plastic
select a hook based on the pattern and yarn recommended size.

BASIC STITCHES

CHAIN STITCH
most projects are built upon a chain.

1. Make a slip stitch.
2. Yarn over.
3. Pull through.
4. Repeat 2-3 until desired length.




SINGLE CROCHET



BASIC STITCHES IN ACTION



TENSION:
stress, force, or pressure applied to something.



Once you get the hang of it, crochet can be a relaxing activity. You get into a flow state of stitching and unwinding.

Why? Many repetitive movements are often used to calm down when stressed or tense.

After learning the basic stitches, you can make almost any project you can think of.

Crochet (in the beginning) is a bit of concentration of holding the hook and yarn. You might be worried about making mistakes as the project takes form from your hands. In time, you realize the project can be really 'reversed' if you make a mistake.

Every crocheter makes a stitch or miscounts. One stitch is a very small part of the overall product. Each crocheted item is unique to its maker.

Combining this with precise hand movements, crochet is able to "drain" the brain from stressors.
Meditation is relaxed with repetitive movements, which improves mood and sense of calmness. After you've learned to crochet, it can also reduce levels of cortisol (the stress hormone).

Whether starting your first project or just picking it back up, crochet can be a rewarding hobby for anyone.





Unwind Crochet Zine
Kathryn Lancaster
Designed in Adobe Indesign
and Photoshop. Constructed
with cardstock paper and
embroidery thread
9" x 6" x 0.25"
Advanced Visual Systems



Synergy Kombucha
packaging redesign
Kendal Lane
Packaging graphic design
6x3x9in
Production for print and
digital



Lori Belle Creamery Packaging
Lori Walker
Paper
5.5 x 2 in, 4 x 3 in, 5 x 9 in
Print and Production



Papier Holiday Rebrand Packaging
Madeline Walters
Stationary Packaging
Journal- 6x8.9x.9 inches, Pen-
2.75x7.9x.75 inches, Washi Tape-
2x4x2 inches
Production for Print/Digital



Soft by LANY Zine
Madeline Walters
Physical Zine
8x5 inches
Advanced Visual Systems

https://drive.google.com/file/d/1YXHou2lLBmMGd-VTKsFNvA4uyXJ1vK8Q/view?usp=share_link




Prime Slime Lunchbox Kit
Mary Evelyn Thornton
Mixed media packaging prototype
8.65 in x 6.75 in x 3.9
Production for Print and Digital

Studio Art



Falling Wall
Gwyn Solberg
Spray paint, acrylic paint, sand, cardboard, printed images on paper
18 x 24 inches
2D Design



In My Room
Alaniss Rodriquez
Drawing I
Graphite on paper
18 x 24 inches



Sam's Bell
Nicholas Church
Pen
18"x24"
Drawing 1





I noticed...
Anne Elise Cairns
Graphite on paper
18 x 24 inches
Drawing I



Bloom
Savannah Bramlett
Graphite
18in x 24in
Drawing 1



Gathered
Savannah Bramlett
Graphite
22.5in x 15in
Drawing 2



Man Portrait
Dani Reeves
Charcoal on gray paper
12 x 18 inches
Drawing III



Grayscale Still Life
Penelope Stephens
Oil on board
9x12"
Painting I



My Jello
Nathan Cross
Oil on Canvas
16"x12"
Painting 1



Before the Day Starts
Annie Snyder
Oil
16 x 20 inches
Painting I



CHS Pond
Penelope Stephens
Oil on board
9x12"
Painting I



An American Meal
Annie Snyder
Oil
12 x 16 inches
Painting I



Light and Form Study – Drink
Katelyn Sigler
Oil on Canvas
16x20
Painting I



Untitled
Cauley Childree
Oil on canvas
16 x 20 inches
Painting I



Papilio Glaucus, Eastern Tiger Swallowtail
Nathan Cross
Oil on Canvas
16"x 20"
Painting 1



Nostalgia
Katelyn Sigler
Oil on Canvas
16x20 inches
Painting I



Moving West
Olivia Cook
Oil painting
8x11
Painting 1






Be Curious!
Annalee LeDuff
Oil paint
12 x 18 inches
Painting III

Dora F II
Maggie Hellgeth
Oil on gesso board
16x12 in
Figure Painting





Skeletal Study 2
Bryant Simmons
Oil on paper
12 x 16 inches
Painting III




Fragile
Paige Gunn
Oil on paper
10 x 14 inches
Painting III



Blessed are the Persecuted
Margaret Statom
Oil on canvas
20 x 16 inches
Painting IV



Julie
Riley Mulrooney
Oil on canvas
22 x 28
Painting 4




Roller Coaster Photograph
Claire Goggin
4000 x 6000 px
Photo I



The Moment
Emily Byrd
Digital Photo
5472 x 3648 px
Photography I



Little Valentines
Suzanna Rye
Photograph
11x17
Photography



Cyanotype Collage
Kendal Lane
Mixed Media
3 8.5x11in panels
Mixed Media



Love Bank
Alaniss Rodriguez
3D
Armature sculpted UV resin,
ink tinted, stuffed receipts,
coins, and dollars
6 x 4 x 7.5 inches



Lilies
Riley Durr
Wire
Approx. 6in x 15in
Three-Dimensional Design



Radiate 4
Hadley Carson
Stoneware, underglaze, glaze
6 x 6 x 3.5 inches
Ceramics Workshop
Independent Study

Woolly Wonders
Mary Evelyn Thornton
Video
Mixed media animation using
needle felting, Procreate illustration,
and After Effects
Time-Based/Art Installation



https://youtu.be/k-cse_bb1lw



Decay

Lindsay Neufarth

Wood, string, oranges,
photography, transparent film,
time

49in X 18in X 18in

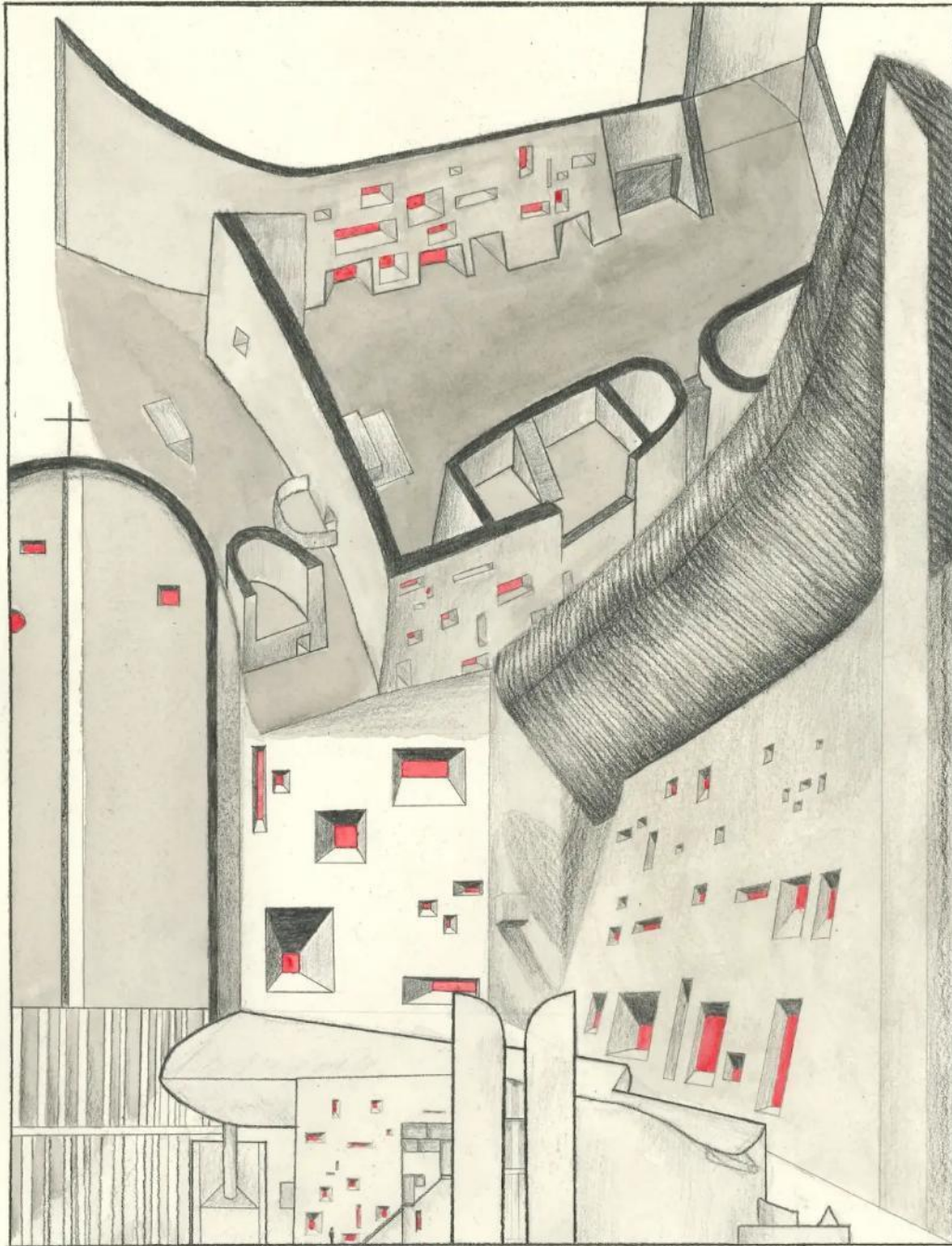
Installation Art

Architecture




Dwelling in the Tropics
Emily Sutterfield and Hubbard Galloway
Hand Crafted Building Model
21 x 9 x 7 "
Design Studio V





Analytique of Ronchamp Chapel
Gwyn Solberg
Watercolor and pencil
11 x 17 inches
Architectural Drawing I




Linear Entourage

Jakob Cruz

Pen and paper

6" x 8"

Arch design studio IV



Domestic Medley



Jakob Cruz

Digital Collage

12" x 18"

Digital rendering and
presentation



Smithsonian Institution Building — North Elevation
Nathan Coburn
AutoCAD digital drawing, ink on paper
12 x 18 inches
Architectural Drawing I



SMITHSONIAN INSTITUTION BUILDING

NORTH ELEVATION

1/8" = 1'-0"



Nathan Coburn
Subtracted Cube
Chipboard and acrylic paint
5.8 x 5.8 x 5.8 inches
Design Fundamentals Studio I



The Forest Nook
Zoë Renee Zinn
Cardboard,
Wooden Dowels,
Popsicle Sticks,
Stain, Foam, Acrylic
Paint, Fake Foliage,
Glue
Roughly 15" by 20"
Architecture Design
Studio II

